



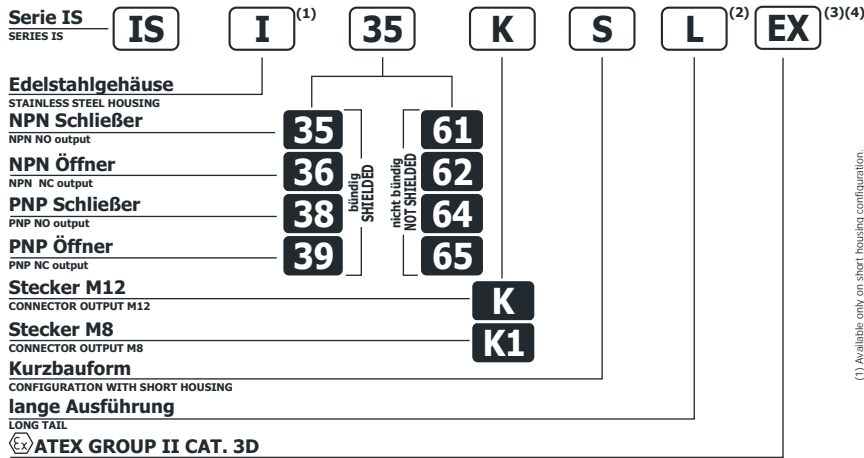
Induktive Näherungsschalter 12

Amplified Inductive Sensors 12

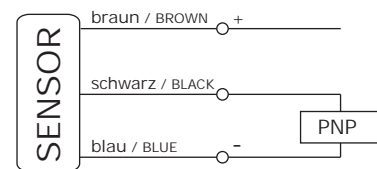
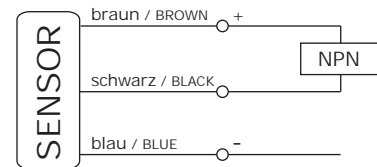
3-Draht Sensor / Three-wire sensors
 kurze Bauform / Short housing models
 Kabel- oder Steckergerät / Cable or M8 and M12 quick connect models
 Status LED / Operation LED
 Edelstahlgehäuse / Stainless steel housing



Bestellschlüssel / Identification code



Anschluss-Schema / Wiring diagrams



(1) Available only on short housing configuration.
 (2) Long tail option not available with option "K", "K1" and "S".
 (3) Available only on short stainless steel housing.
 (4) Device marking © II 3D IIP67 T6x.

Anschluss M12 / Connection with connector M12 (K)

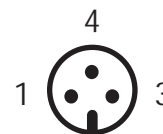


(1) BN
braun
(4) BK
schwarz
(3) BU
blau

Kontaktbelegung / CONTACTS CONFIGURATION

Ausführung Available	PIN Nummern / Contacts numbers			
	1	2	3	4
(NO / NC)	+		-	NO / NC

Anschluss M8 / Connection with connector M8 (K1)



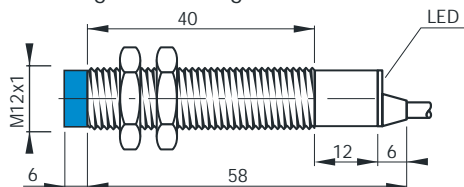
(1) BN
braun
(4) BK
schwarz
(3) BU
blau

Kontaktbelegung / CONTACTS CONFIGURATION

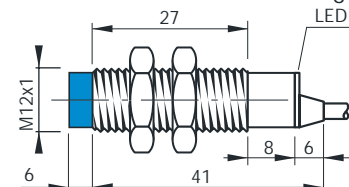
Ausführung / Available	PIN Nummern / Contacts numbers		
	1	3	4
(NO / NC)	+	-	NO / NC

Abmessungen / Dimensions (mm)

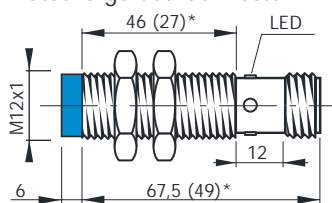
Kabelgerät / Configuration with Cable



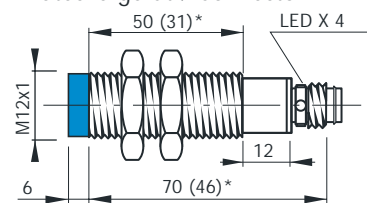
Kurzbauf orm / Short Housing



Steckergerät / Connector K



Steckergerät / Connector K1



(*) Die Abmessungen in Klammern entsprechen den Geräten in Kurzbauf orm
 The dimensions into brackets refer to short housing models